

T125 Electric Fan Coil Thermostat

New Generation T125 Electric Fan Coil Thermostats are designed to control heating, cooling, or air conditioning unit in Commercial, Industrial and Residential Installation. Typical Application includes the control of fan coil units, packaged terminal air conditioners and combination heating and cooling equipment. As part of the system that consists of a two-way or three-way valve and a multi-speed line voltage fan.

The aesthetic design thermostat features with easy operation, compact in size. The perfect design makes it compatible with any decoration style. The intuitive operation makes the thermostat very user-friendly.

T125 Series thermostat can be field mounted with Johnson Controls zone valve VG4000-C Series and electric actuator VA7010-C Series



T125 Electric Fan Coil Thermostat

Features and Benefits	
<input type="checkbox"/> Operation	<ul style="list-style-type: none"> ▪ Easy operation for mode selection and setpoint adjustment ▪ Molded Industrial Standard Graphical Symbol
<input type="checkbox"/> Appearance	<ul style="list-style-type: none"> ▪ Attractively-Style Twin-Ring Streamline ABS Plastic Cover and Base ▪ All-in-One Enclosure Design without Protrusion of Power Circuit ▪ Molded Logo & Symbol to unsure Original Pattern
<input type="checkbox"/> Installation, Service and Maintenance	<ul style="list-style-type: none"> ▪ Universal Mounting with Standard Wall Box ▪ Un-pluggable Wire Termination, allows quick connect for final hand-over to end-user ▪ Quick Replacement to reduce to Downtime of Service Maintenance

Table 1: Model Selection Guide

[illegible]

Product Overview

IMPORTANT:

Use this T125 Series Line Voltage Fan Coil Thermostat only as an operating control. Where failure or malfunction of the T125 Series Thermostat could lead to personal injury or property damage to the controlled equipment or other property, additional precautions must be designed into the system. Incorporate and maintain other devices such as supervisory or alarm systems or safety or limit controls intended to warn of, or protect against, failure or malfunction of the T125 Series Thermostat.

New generation T125 thermostats are line voltage LCD display fan coil thermostat with 3 basic models that cover all type of FCU standalone applications. There are model for cooling only and heating-cooling fan coil system integrate with 2-Wire or 3-Wire Valve Control. On-board high accuracy NTC sensor allows precision comfort control over occupied space area.

Standard 86 x 86mm size allows for 75 x 75 x 35mm standard wall box installation.

Repair and Replacement

If the thermostat fails to operate within its specifications, replace the unit.

To order the replacement T125 Series thermostat, contact the nearest Johnson Controls® representative.

T125AAC-JS0

The Model T125AAC-JS0 is electric fan coil unit thermostat that design for cooling only fan coil unit with 2-wire/3-wire valve actuator application. Integral with System On/Off slide switch that allows user to shutdown the T125 and cutoff the output power for fan. Simply with fan speed switch, it allows user selection of High-Med-Low fan speed.

T125BAC-JS0

The Model T125BAC-JS0 is electric fan coil unit thermostat that design for 2-pipe heating or cooling fan coil unit with 2-wire/3-wire valve actuator application. Integral with System On/Off slide switch that allows user to shutdown the T125 and cutoff the output power for fan. Simply with fan speed switch, it allows user selection of High-Med-Low fan speed.

T125FAC-JS0

The Model T125FAC-JS0 is electric fan coil unit thermostat that design for 4-pipe heating and cooling fan coil unit with 2-wire valve actuator application. Integral with System On/Off slide switch that allows user to shutdown the T125 and cutoff the output power for fan. Simply with fan speed switch, it allows user selection of High-Med-Low fan speed.

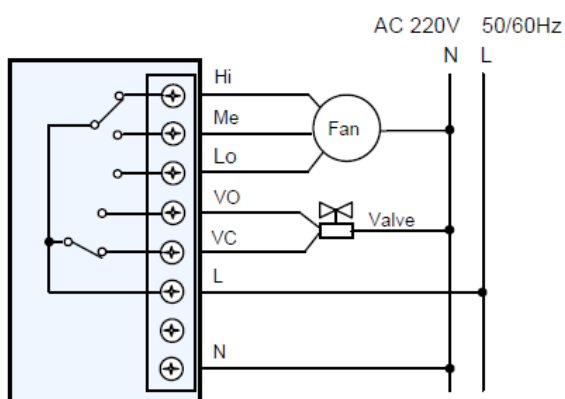
IMPORTANT:

The power supply to the thermostat must include overload protection. Failure to include overload protection may result in damage to the thermostat.

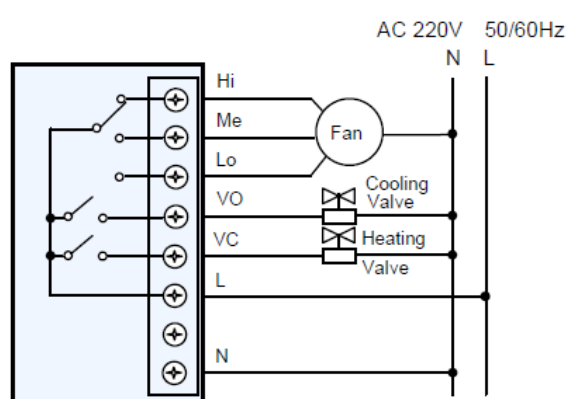
Specifications

Product	New Generation T125 Electric Fan Coil Unit Thermostat
	T125AAC-JS0 Cooling only thermostat
	T125BAC-JS0 2-pipe heating or cooling thermostat
	T125FAC-JS0 4-pipe heating and cooling thermostat
Power Requirements	AC 220V±10%, 50/60Hz
Accuracy	±1°C
Setpoint Range	10~30°C
Terminal	Un-pluggable "Wafer" Connector with 12 cm Color-coded 20AWG PVC cable
Valve Control	T125AAC-JS0 (Cooling only) 1 x SPDT Relay output max. 5A T125BAC-JS0 (Heating or Cooling) 1 x SPDT Relay output max. 5A T125FAC-JS0 (Heating and Cooling) 2 x SPST Relay output max. 5A
Ambient Operating Conditions	0~45°C 90%RH Non-condensing
Ambient Storage Conditions	-10~60°C 90%RH Non-condensing
Housing	White, PC+ABS UL 94-V0 flammability rating
Protection Class	IP20
Dimensions	86 x 86 x 27mm
Shipping Weight	0.16 kg

Wiring diagram



T125AAC-JS0/T125BAC-JS0



T125FAC-JS0

Installation

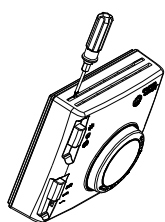
A: Open front cover with screw driver as below

B: Fix the back plate on wall with screws

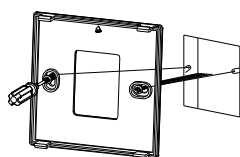
C: Correct wiring according to wiring diagram and plug the terminal pin.

Note: Plug the terminal with 45° angle as figure below for ease of installation.


D: Push thermostat until it snaps in place



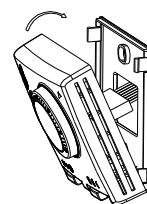
A



B



C



D

Dimensions (mm)

